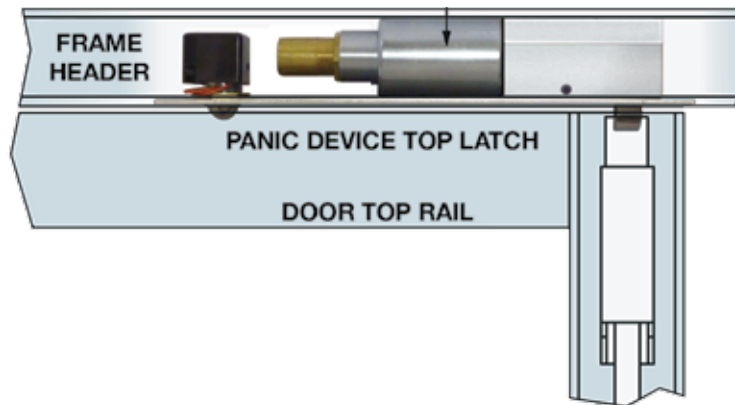


PD2090A

Panic Device Bolt Lock



Top Latch Release for Dor-O-Matic and Kawneer Vertical Rod Exit Devices. The **PD2090A PanicLok** permits access control and remote timer control of narrow stile glass doors equipped with Dor-O-Matic or Kawneer concealed vertical rod exit devices.

While the PanicLok is used to control entry from the outside only, the exit device is always operable from the inside for uninhibited egress.

FEATURES

FAILSECURE

When the PanicLok is energized the door is unlocked for free access and egress. When the PanicLok is de-energized, the door is locked on the exterior only. A power supply with battery backup capability is required for electrical unlocking during a power failure.

POWERFUL EXTRA HEAVY DUTY DESIGN

The PanicLok is designed with just a few moving parts. The solenoid is manufactured by SDC to precision specifications and provides superior performance for years of service.



AUTO RELOCK SWITCH

A ball type auto relock ball switch assembly is standard to keep the lock bolt retracted when the door is open. When depressed on door closure the ball switch causes the bolt to project, locking the door automatically. The auto relock assembly is also adjustable to compensate for wide door gaps.

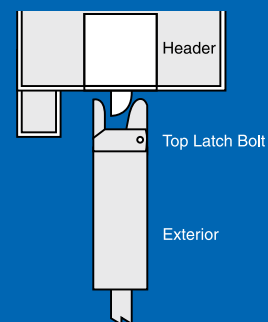
SPECIFICATIONS

Face Plate	10"H x 1-1/2"W x 1/8"D
Frame I.D. Requirements	1.5"H x 1.5"W
Bolt	Beveled Stainless Steel
Voltage	24VDC Only (Suffix C)
Current	2.5 Amp Inrush, 400 mA Continuous

MODELS

-  **PD2090ALCU** LH/RHR Failsecure
-  **PD2090ARCU** RH/LHR Failsecure

INSTALLATION



The PanicLok is adaptable to single or pairs of center hung doors and offset doors with a minimum of 0.125" reveal.



