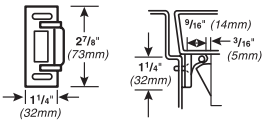


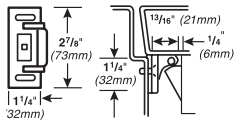
Strikes for rim devices

264



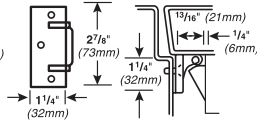
Projection $9/16$ " (14mm)

299



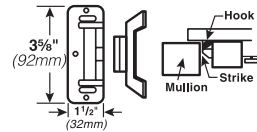
Projection $13/16$ " (21mm)

299F



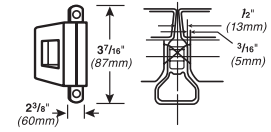
Projection $13/16$ " (21mm)

499F



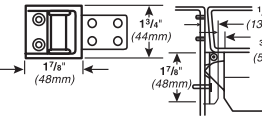
Projection $15/16$ " (24mm)

1408



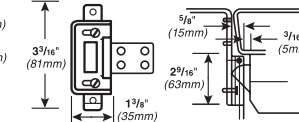
One per pair of doors

1439-Blade stop



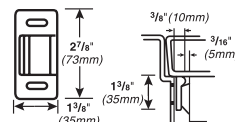
Projection $1/2$ " (13mm)

1410-Integral stop



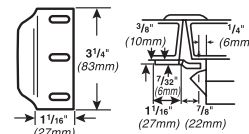
Projection $1/2$ " (13mm)

1606



Projection $3/8$ " (10mm)
Panic devices only

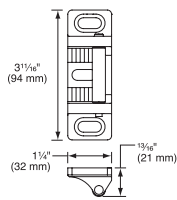
1609



- Requires coordinator
- For panic exit application only, not fire rated

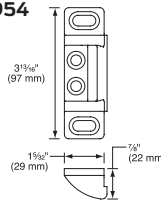
XP Strikes for rim devices

909



Projection $13/16$ " (21mm)

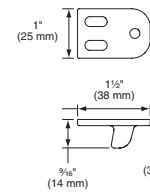
954



Projection $7/8$ " (22mm)
- For fire rated double door applications

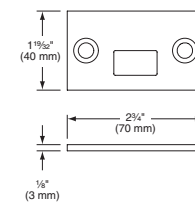
Strikes for vertical cable devices

249 - Top strike



Projection $9/16$ " (14mm)

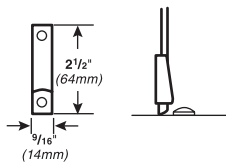
349 - Bottom strike



Projection $1/8$ " (3mm)

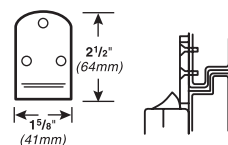
Strikes for vertical rod devices

248L-4



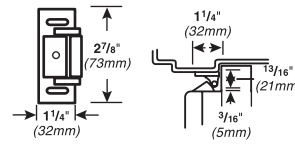
Projection $3/8$ " (10mm)

260U-Flush transom panic only
260U-F-Flush transom fire only



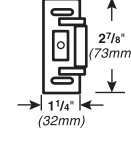
Projection $3/8$ " (10mm)

299



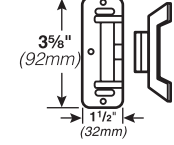
Projection $13/16$ " (21mm)

299F



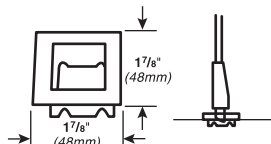
Projection $13/16$ " (21mm)

499F



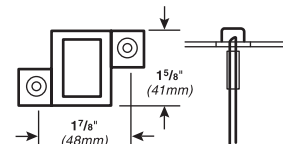
Projection $15/16$ " (24mm)

304L



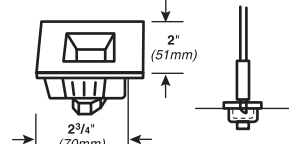
Projection $13/16$ " (21mm)

338



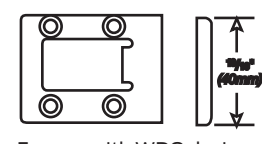
Mortise $5/8$ " (16mm)

385A



Mortise $2 1/2$ " (64mm)

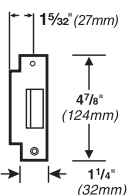
283



For use with WDC devices when used with wood frames

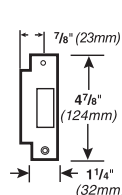
Strikes for mortise lock devices

575



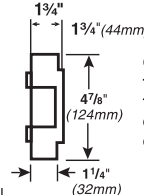
For use on $13/4$ " (44mm) or $2 1/4$ " (57mm) Single door and $2 1/4$ " (57mm) double door with coordinator.

575-2



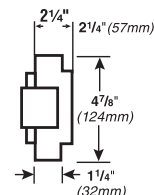
For use on $13/4$ " (44mm) thick double door with coordinator and astragal.

576A



Open back strike for $13/4$ " (44mm) thick double doors without coordinator.

576B



Open back strike for $2 1/4$ " (57mm) thick double doors without coordinator.

- Not for use with astragals
- For use on wood doors, contact door manufacturer

- Acceptable for 90 minute pair of hollow metal doors