


# Push-to-Exit Bar

## SD-961A-36

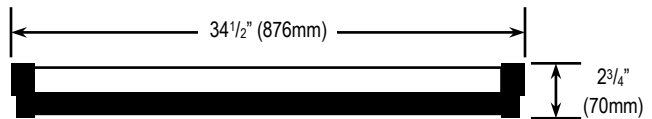
### Features:

- Rugged, heavy-duty construction
- Designed to allow exit from inside an area normally locked by an electromagnetic lock, and to disarm or trigger an alarm when the door is opened
- For 36" doors (actual length: 34 1/2")
- Can be cut to size for narrower doors
- Two built-in non-latching (momentary), dual-contact switches (NO/NC/COM) rated 5A@125VAC
- Brushed aluminum bar with black base and trim
- Mounting hardware included for metal or wood doors
- Includes SD 969-A18Q Armored Door Cord

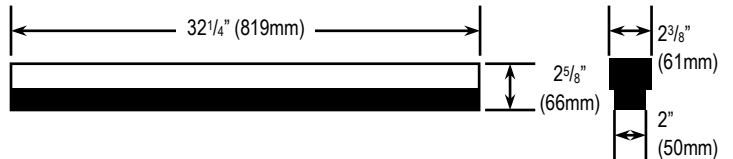


### Dimensions:

Including end caps



Without end caps



### Specifications:

Model	SD-961A-36
Circuit type	2 Built-in momentary dual-contact NO or NC contacts
Contact rating	5A@125VAC
Door size	For 36" doors (actual size: 34 1/2")
Dimensions	34 1/2" x 2 3/4" x 2 13/32" (876x70x61 mm)
Weight	7-lb (3kg)

### Armored Door Cord:

#### SD-969-A18Q (included)




Plastic ends, 16"

- Designed to hold wiring to conduct power to electric locks or access systems mounted in doors
- Mounting screws included
- Surface-mount

### Also Available from SECO-LARM®:

#### SD-962AR-36A



Rim-Type Exit Device

#### SD-962AR-36G



Rugged Grade 1 Rim-Type Exit Device

#### SD-962AR-36M



Modern Flat Rim-Type Exit Device

#### SD-969-S18Q



Armored Door Cord Aluminum ends, 17"

### SECO-LARM® U.S.A., Inc.

16842 Millikan Avenue, Irvine, CA, 92606

Tel (CA & Int'l): (949) 261-2999 | (800) 662-0800

Website: www.seco-larm.com | Email: sales@seco-larm.com



Copyright 2016 © SECO-LARM U.S.A., Inc. All rights reserved. All trademarks are the property of SECO-LARM U.S.A., Inc. or their respective owners. The SECO-LARM policy is one of continual development. For that reason, SECO-LARM reserves the right to change prices and specifications without notice. SECO-LARM is not responsible for misprints.

**SECO-LARM® ENFORCER® CRIMEBUSTER® CBA SLI®**

PI\_SD-961A-36\_160721.docx