

700 & 800 Series Key Switches



700
Single Gang
(shown with L1 option)



700N
Narrow 1.75" Wide
(shown with LT option)



700T
Double Gang
(shown with L2 option and Siren)



800
Single Gang
(shown with L2 option)



800N
Narrow 1.75" Wide

SDC Key Switch Assemblies provide an economical method of providing authorized control for a variety of applications. A choice of several contact configurations ensure compatibility with virtually any system.

FEATURES



- Tamper Resistant, Recessed Cylinder (All Except 700N)
- Tamper Resistant Spanner Screws
- Heavy Duty All Steel Assembly
- Stainless Steel Faceplates of 20 Gauge (700 series) or 0.25" Thickness of Aluminum (800 series)
- Large Actuator for Positive and Consistent Activation
- 6 Amp @ 30 VDC Resistive
- 7", 22 Gauge Wire Leads
- Compatible with 1.0" or 1.375" Mortise Cylinder (not included)

NEW CONSTRUCTION OR RETROFIT

SDC key switch assemblies are compatible with U.S. standard, 1.0" and 1.375" mortise key cylinders and interchangeable core cylinders (not included). Compatibility with a new or existing facility mechanical key system is maintained. Standard switch assemblies are single gang box mounted. Assemblies equipped with narrow faceplates are mounted directly to the door frame.



OPERATION
APPLICATIONS

 701 701N 701T	801AL 801ALN	Alternate action SPDT Turning the key left or right actuates and latches the contact. Contact position is maintained until the key is inserted and turned again.	<ul style="list-style-type: none"> • Circuit on - off • Access control bypass • Machine operation
 702 702N 702T	802AL 802ALN	Momentary SPDT Turning the key left or right momentarily actuates the contact	<ul style="list-style-type: none"> • Momentary access • Timer activation • Alarm reset
704	804AL	Momentary SPDT plus 10TD Electronic Mini Timer SPDT 2Amp @ 30VDC, adjustable 1 - 60 seconds Turning the key left or right activates an electronically timed contact for 1 - 60 seconds	<ul style="list-style-type: none"> • Timed access • Timed alarm shunt
705 705N 705T	805AL 805ALN	Alternate action DPDT Turning the key left or right actuates and latches the contact. Contact position is maintained until the key is inserted and turned again	<ul style="list-style-type: none"> • Control two circuits simultaneously • Access and alarm bypass • Lock and magnetic door holder control
706 706N 706T	806AL 806ALN	Momentary DPDT Turning the key left or right momentarily actuates the contacts	<ul style="list-style-type: none"> • Control two circuits simultaneously
707 707N 707T	807AL 807ALN	#1 Momentary SPDT. Turning the key left momentarily actuates contact #1. #2 Momentary SPDT. Turning the key right momentarily actuates contact #2	<ul style="list-style-type: none"> • Control two circuits independently
708 708N 708T	808AL 808ALN	#1 Momentary SPDT. Turning the key in one direction momentarily actuates contact #1 #2 Alternate action SPDT. Turning the key in opposite direction actuates and latches contact #2 until the key is inserted and turned again	<ul style="list-style-type: none"> • Control two circuits independently • Momentary access and sustained bypass of a door
709 709N 709T	809AL 809ALN	#1 Alternate action SPDT. Turning the key left actuates and latches contact #1 #2 Alternate Action SPDT. Turning the key right actuates and latches contact #2	<ul style="list-style-type: none"> • Control two circuits independently • Bypass with single station #1 • Bypass with all stations #2
710T		#1 Momentary SPDT plus 10TD Electronic Mini Timer, SPDT 2Amp, 1-60 second. Turning the key in one direction activates an electronically timed contact for 1 - 60 seconds #2 Alternate action SPDT. Turning the key in opposite direction actuates and latches contact #2	<ul style="list-style-type: none"> • Control two circuits independently • Timed access and sustained bypass of a door • Timed alarm shunt (REX) and sustained alarm shunt
711 711N 711T	811AL 811ALN	#1 Momentary DPDT. Turning the key left momentarily actuates contact #1 #2 Momentary DPDT. Turning the key right momentarily actuates contact #2	<ul style="list-style-type: none"> • Control two pairs of circuits independently
712 712N 712T	812AL 812ALN	#1 Momentary DPDT. Turning the key in one direction momentarily actuates contact #1 #2 Alternate action DPDT. Turning the key opposite direction actuates and latches contact #2 until the key is inserted and turned again.	<ul style="list-style-type: none"> • Control two pairs of circuits independently • Activate a time delay, REX input or alarm shunt with #1 • Access control and alarm bypass with #2
713 713N 713T	813AL 813ALN	#1 Alternate action DPDT. Turning the key left actuates and latches contact #1. #2 alternate action DPDT. Turning the key right actuates and latches contact #2	<ul style="list-style-type: none"> • Control two pairs of circuits independently



SPECIFICATIONS

700	2.875" x 4.5" x 20 Ga.	Weight 0.5 lbs
700N	1.75" x 4.5" x 20 Ga.	Weight 0.3 lbs
700T	4.5" x 4.5" x 20 Ga.	Weight 0.6 lbs

800AL	3.25" x 5" x 0.25"D	Weight 0.65 lbs
800ALN	1.75" x 5" x 0.25"D	Weight 0.55 lbs

PRODUCT SKU SAMPLE: **702 U L2**



HOW TO ORDER

1| SPECIFY MODEL & FUNCTION

20 GAUGE STAINLESS STEEL FACEPLATE			1/4" THICK ALUMINUM PLATE		Contacts
1 Gang	Narrow	2 Gang	1 Gang	Narrow	
701	701N	701T	801AL	801ALN	AA SPDT
702	702N	702T	802AL	802ALN	MO SPDT
704	704N	704T	804AL	804ALN	1-60 Timer SPDT
705	705N	705T	805AL	805ALN	AA DPDT
706	706N	706T	806AL	806ALN	MO DPDT
707	707N	707T	807AL	807ALN	2 MO SPDT
708	708N	708T	808AL	808ALN	1 MO SPDT & 1 AA SPDT
709	709N	709T	809AL	809ALN	2 AA SPDT
710	710N	710T	810AL	810ALN	1-60 Timer & 1 AA SPDT
711	711N	711T	811AL	811ALN	2 MO DPDT
712	712N	712T	812AL	812ALN	1 MO DPDT & 1 AA DPDT
713	713N	713T	813AL	813ALN	2 AA DPDT

2| SPECIFY FINISH

700 Series Only

- U** 630 Dull Stainless Steel Standard
- C** 605 Bright Brass
- D** 606 Dull Brass
- H** 613 Oil Rubbed Bronze
- P** 625 Bright Chrome

Key cylinder sold separately.
MO - Momentary
AA - Alternate Action (On-Off)

3| SPECIFY OPTIONS

- ATS** Anti-Tamper Sensor, SPDT
- L1** One LED; Specify Red or Green
- L2** Two LED's; Red and Green
- LT** One Tri-Color LED; Red, Green and Amber
- RMB** Buzzer, 12 or 24VDC, 20mA
- SN** 85 db. Siren, 4V-25VDC, 15mA
- 10TD** Mini Timer, adj. 1-60 Sec., 12/24VDC, SPDT

- CYL-6KDQ** 6 pin, 1-1/8" Mortise Cylinder, Keyed different, 626 Dull Chrome
- CYL-6KAQ** 6 pin, 1-1/8" Mortise Cylinder, Keyed alike, 626 Dull Chrome




4| SPECIFY RETROFIT BACK BOX (OPTIONAL)

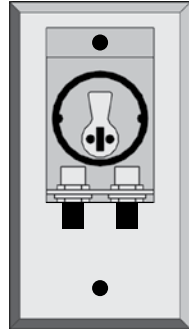
- BB1D** Single Gang 2.25" W x 3.75" H x 2.75" D

TAILPIECE


use tailpiece provided with SDC Part# CYL-KD or equivalent (ILCO 863G or 863J)



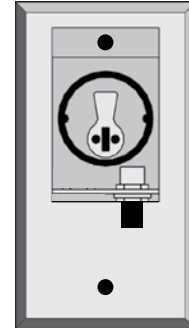
Compatible with all dual switch assemblies



Dual Switch Assembly



Compatible with all single and dual switch assemblies



Single Switch Assembly

ACCESSORIES

10TD MINI TIMER

The electronic Mini Timer provides timed unlocking and is compatible with all SDC momentary key and exit switches equipped with normally open contacts. The Mini Timer fits inside two gang key and exit switch assemblies, remote junction box and narrow frames.



10TD SPECIFICATIONS

Voltage Input	12/24VDC @ 50mA
Trigger Input	N.O. Dry
Contact	SPDT dry, 2 Amps @ 30VDC
Wire Leads	7", 20 Gauge
Time Adjustment	1-60 Seconds
Size	0.75"W x 1.5"H x 2.25" D

KEY CYLINDER

CYL-6KDQ 6 pin, 1-1/8" Mortise Cylinder, Keyed different, 626 Dull Chrome

CYL-6KAQ 6 pin, 1-1/8" Mortise Cylinder, Keyed alike, 626 Dull Chrome



ASSEMBLY TOOLS

For convenience, a small spanner tool is provided with the assembly for fastening of spanner security screws.

Part # **SS632**, a standard spanner screwdriver, may be ordered separately.

