

SDC SECURITY DOOR CONTROLS

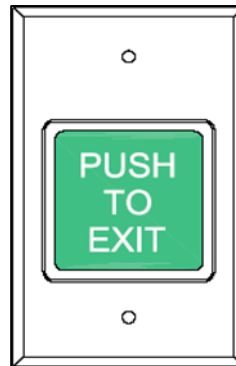
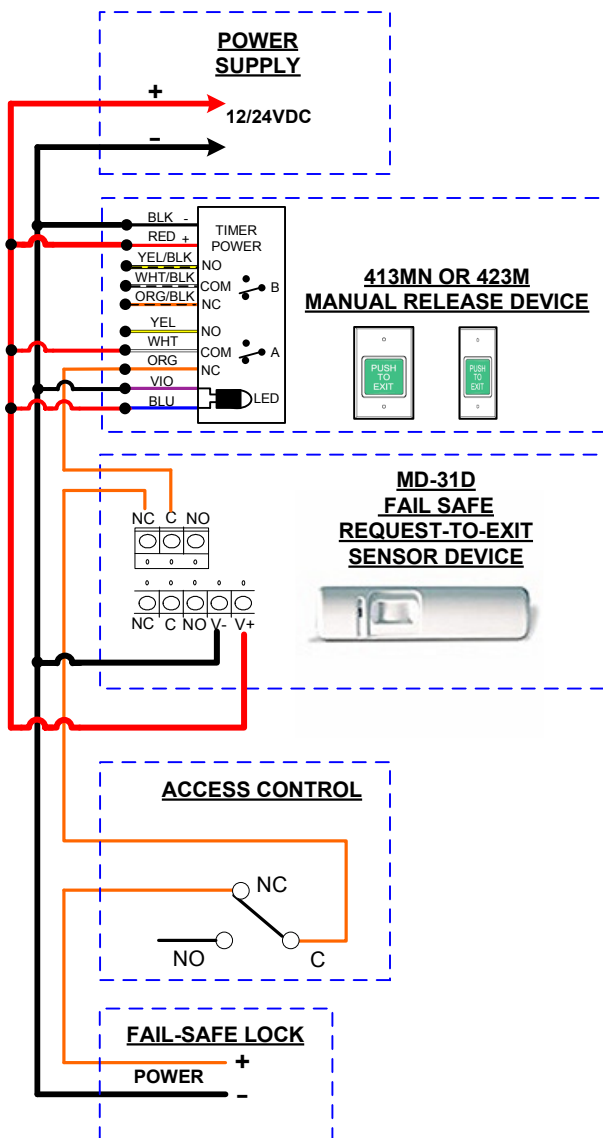
801 Avenida Acaso, Camarillo, Ca. 93012 • (805) 494-0622 • Fax: (805) 494-8861

www.sdcsecurity.com • E-mail: service@sdsecurity.com

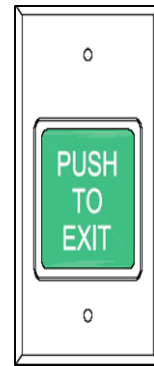
INSTALLATION INSTRUCTIONS MODEL 413MN & 423M PUSH SWITCH FIXED 30 SECOND TIME DELAY

This push to exit button is specifically intended for installation on Access Controlled Egress doors as described in the Boca code. A motion detector is the primary means of releasing a magnetic lock on the door. The push to exit button is intended, as a back up means of releasing the lock in the event there is a problem with the motion detector. When the button is pressed, the lock releases for 30-seconds. If pressed again during the 30-seconds lock release period, the unit will "Retrigger" starting a new 30-second lock release period.

TYPICAL WIRING



423M



413MN

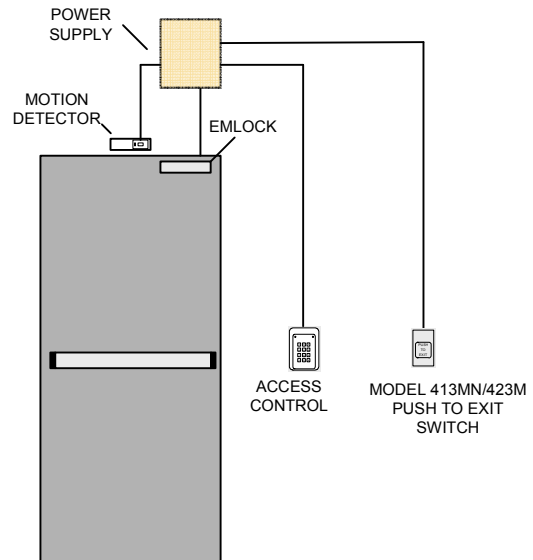
Electrical Specifications

Input Voltage : 12/24VDC @90ma.

LED Indicator : 12/24VDC @ 10/20ma

Output Relay: DPDT

Max Load : 30VDC @ 5 AMP (Resistive)



Any suggestions or comments to this instruction or product are welcome. Please contact us through our website or email engineer@sdsecurity.com