

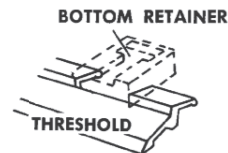
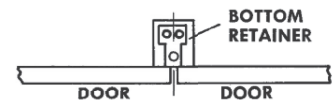
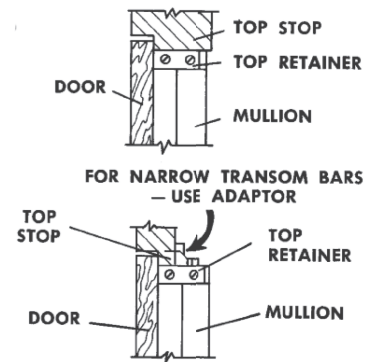
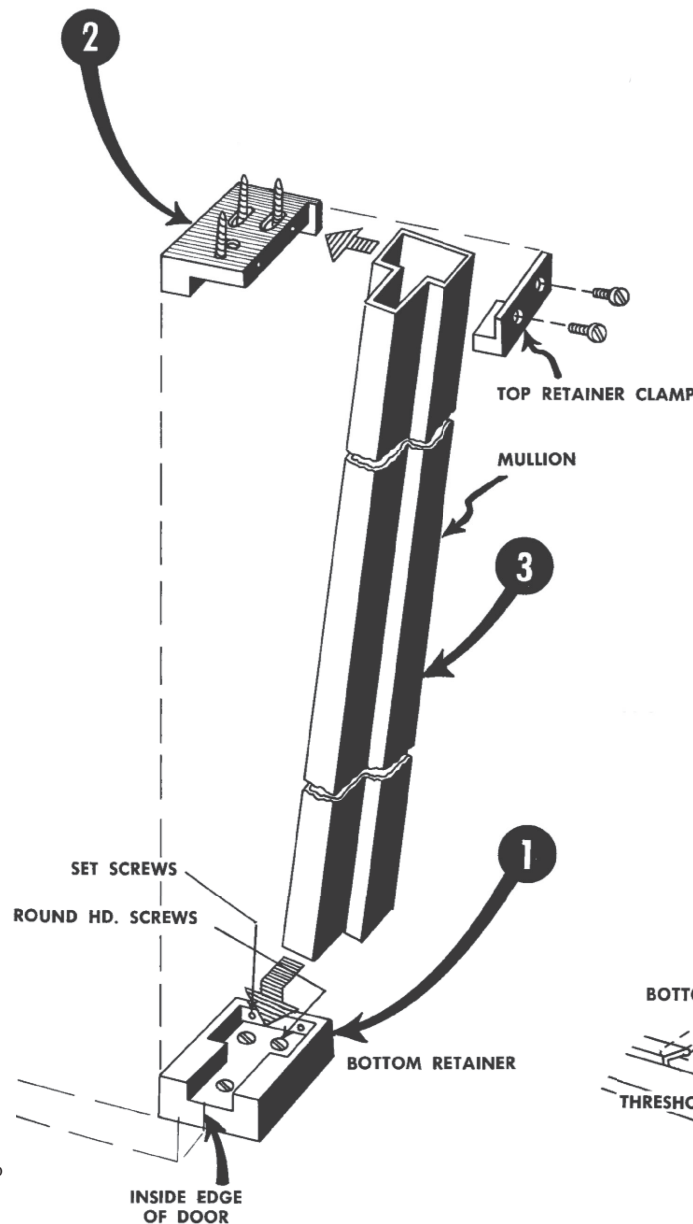
Installation Instructions

SARGENT
ASSA ABLOY

980 Series

Mullions

1. Install bottom retainer. Secure bottom retainer to the surface of the finished floor.
2. Install top retainer. Secure top retainer to the surface of top stop. Use (4) #14 x 1" flat head wood screws or (4) 1/4"-20 x 5/8" flat head machine screws.
3. Swing mullion into place. Place mullion in bottom retainer. Cut off top of the mullion, if needed to fit correctly. Secure the mullion in place by tightening the set screws in the bottom retainer, and by screwing the top retainer clamp in place.



WARNING

This product can expose you to lead which is known to the state of California to cause cancer and birth defects or other reproductive harm. For more information go to www.P65warnings.ca.gov.

1-800-727-5477 • www.sargentlock.com

Copyright © 2009, 2021 SARGENT Manufacturing Company. All rights reserved. Reproduction in whole or in part without the express written permission of SARGENT Manufacturing Company is prohibited.

A5578F 06/21

Experience a safer
and more open world