



FS436  
Meets ANSI/BHMA 156.16, L12141 for brass or bronze and L32141 for aluminum.



FS438  
Meets ANSI/BHMA 156.16, L12141 for brass or bronze and L32141 for aluminum.

**FS436 Dome Stop**  
**FS438 Dome Stop**

- FS436 for doors without threshold.
  - FS438 for doors with threshold or undercut doors.
  - Heavy-Duty Cast Dome Stops constructed of brass, bronze or aluminum.
  - Packed with wood screw and plastic anchor.
- Replaceable gray, non-marring rubber bumper.

**Dimensions**

**FS436**

Overall Height: 1"  
Base Height: 3/16"  
Base Diameter: 1-3/4" x 2" Oval

**FS438**


Overall Height: 1-3/8"  
Base Height: 9/16"  
Base Diameter: 1-3/4" x 2" Oval

**Finishes** *brass*

Ives Number	US3	US4	US5	US10	US10B	US15	US26	US26D	B716
BHMA	605	606	609	612	613	619	625	626	

**Finishes** *aluminum*

Ives Number	US28
BHMA	628

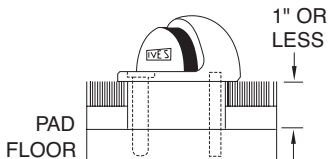
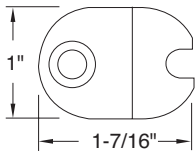


**R435 Riser for FS436 Dome Stop**  
**R437 Riser for FS438 Dome Stop**

- Extruded aluminum, mill finish.
- R435 for conversion of FS436 Dome Stop to carpet installation.
- R437 For conversion of FS438 Dome Stop to carpet installation.
- Packed with wood screws, lead shield and stud. Specify Tampin (TPN) if required.

**Dimensions**

Available in 1/4", 3/8", 1/2", 5/8", 3/4" and 1" height.



A  
Hinges & Pivots

B  
Pulls & Plates

C  
Flush Bolts & Coordinators

D  
Latches, Catches & Bolts

E3  
Stops

F  
Exterior Hardware

G  
Miscellaneous Hardware