

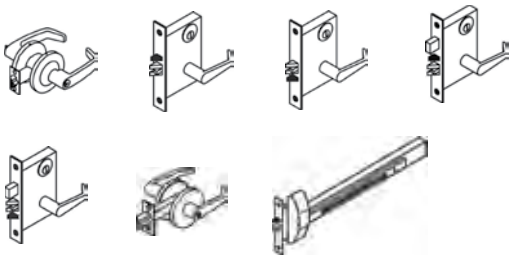
HES 1006CS Smart Strike™

The Complete One Box Solution for all cylindrical and mortise locksets, with or without a 1" deadbolt

The HES 1006CS Smart Strike includes a HES 1006 electric strike body and SMART Pac® III plus faceplates and brackets that can provide the same function as any of the following options:

J Option	H Option	HTD Option
K Option	HD Option	N Option
KD Option	HM Option	ND Option
KM Option	HT Option	NM Option

Compatible Locksets



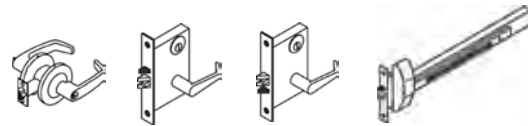
HES 1006CLB Complete for Latchbolt Locks

The Complete One Box Solution for all cylindrical and mortise locksets

The HES 1006CLB includes the HES 1006 electric strike body plus faceplates and brackets that provide the same function as any of the following options:

J Option	KD Option
K Option	KM Option

Compatible Locksets



HES 1006CAS Complete for Recapture

The Complete One Box Solution for deadbolt recapture

The HES 1006CAS Smart Strike includes a HES 1006 electric strike body plus faceplates and brackets that can provide the same function as any of the following options:

A Option	N Option	T Option
AD Option	ND Option	TD Option
AM Option	NM Option	

Compatible Locksets



HES 1006CDB Complete for Deadbolt Locks

The Complete One Box Solution for all locksets with a 1" deadbolt


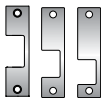
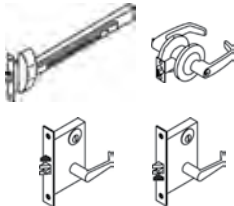

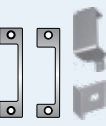
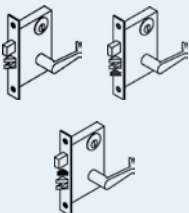

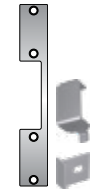
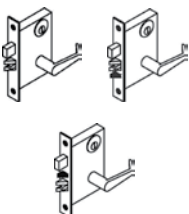

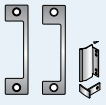
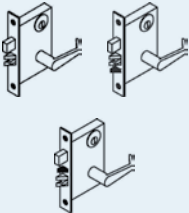
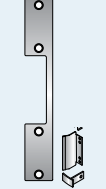
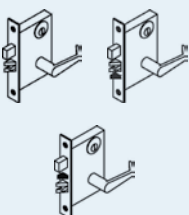
The HES 1006CDB includes the HES 1006 electric strike body plus faceplates and brackets that provide the same function as any of the following options:

H Option	HT Option	ND Option
HD Option	HTD Option	NM Option
HM Option	N Option	















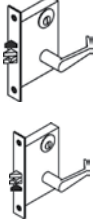
Compatible Locksets



HES 1006 Series Faceplate Options









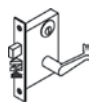


<p>OPERATION</p>	 <p>Mortise Locks with Deadbolt</p>	<p>Latchbolt and deadbolt are released by a single keeper. The keeper is held open to recapture the latchbolt and deadbolt when the door is closed.</p>	
 <p>4-7/8" × 1-1/4" [123.8mm x 31.75mm]</p>		<p>LB Option</p> <p>The Latchbolt Solution: Includes all hardware to accommodate every cylindrical and mortise lock up to a 3/4" [19mm] latchbolt</p> <p><i>Replaces function of the J, K, KM and KD Options.</i></p> <p>ANSI/BHMA Numbers: E09321, E09322, E09323</p>	
<p>OPERATION</p>	 <p>Mortise Locks with Deadbolt</p>	<p>This deadbolt solution offers two modes of functionality; night latch and lockout. (Functional operation modes described below.)</p>	
 <p>4-7/8" × 1-1/4" [123.8mm x 31.75mm]</p>		<p>DB Option</p> <p>The Deadbolt Solution: Includes all hardware to retain and release all mortise and cylindrical locks with up to a 1" deadbolt</p> <p><i>Mode 1: Night latch function. The deadbolt is retracted during traffic hours. The latchbolt is released by the keeper and keeper returns to the locked position.</i></p> <p><i>Mode 2: Lockout function. The electric strike will not release if the deadbolt is extended.</i></p> <p><i>Replaces function of the N, ND, NM, H, HD, HM, HT, and HTD options</i></p> <p>ANSI/BHMA Numbers: E09391, E09392, E09393, E09331, E09332, E09333</p>	
<p>OPERATION</p>	 <p>Mortise Locks with Deadbolt</p>	<p>This deadbolt solution offers two modes of functionality; night latch and lockout. (functional operation modes described below.)</p>	
 <p>9" × 1-3/8" [123.8mm x 34.9mm]</p>		<p>DB-2 Option</p> <p>The Deadbolt Solution: Includes all hardware to retain and release all mortise and cylindrical locks with up to a 1" deadbolt. Wood applications.</p> <p><i>Mode 1: Night latch function. The deadbolt is retracted during traffic hours. The latchbolt is released by the keeper and keeper returns to the locked position.</i></p> <p><i>Mode 2: Lockout function. The electric strike will not release if the deadbolt is extended.</i></p> <p><i>Replaces the N-2 and H-2 options</i></p> <p>ANSI/BHMA Numbers: E09391, E09392, E09393, E09331, E09332, E09333</p>	
<p>OPERATION</p>	 <p>Mortise Locks with Deadbolt</p>	<p>Latchbolt and deadbolt are released by a single keeper. The keeper is held open to recapture the latchbolt and deadbolt when the door is closed.</p>	
 <p>4-7/8" × 1-1/4" [123.8mm x 31.75mm]</p>		<p>CAS Option</p> <p>The Continuous Deadbolt Recapture Solution: Includes all hardware to retain, release and recapture all mortise locks and tubular E Option locks with up to a 1" deadbolt.</p> <p><i>Mode: Normally extended deadbolt. Latchbolt and deadbolt are released by a single keeper. The keeper is held open to recapture the latchbolt and deadbolt when the door is closed.</i></p> <p><i>Replaces the N, ND, NM, A, AM, AD, T and TD options</i></p> <p>ANSI/BHMA Numbers: E09391, E09392, E09393, E09331, E09332, E09333</p>	
 <p>9" × 1-3/8" [123.8mm x 34.9mm]</p>		<p>CAS-2 Option</p> <p>The Deadbolt Solution: Includes all hardware to retain, release and recapture all mortise locks and tubular locks with up to a 1" deadbolt. Wood applications.</p> <p><i>Mode: Normally extended deadbolt. Latchbolt and deadbolt are released by a single keeper. The keeper is held open to recapture the latchbolt and deadbolt when the door is closed.</i></p> <p><i>Replaces the N-2, A-2 and T-2 options</i></p> <p>ANSI/BHMA Numbers: E09391, E09392, E09393, E09331, E09332, E09333</p>	

HES 1006 Series Faceplate Options

<p>OPERATION</p>	 <p>Specialty Locksets</p>	<p>After releasing the latchbolt or deadbolt, the keeper returns to the locked position.</p>
 <p>4-7/8" x 1-1/4" [123.8mm x 31.75mm]</p>	<p>E Option</p> <p>For use with: Corbin Russwin Security Bolt, Weiserbolt and normally extended 1" tubular deadbolts</p> <p>ANSI/BHMA Numbers: E09391, E09392, E09393</p>	
<p>OPERATION</p>	 <p>Specialty Locksets</p>	<p>The hookbolt is released by a single keeper. The keeper is held open to recapture the latchbolt and hookbolt when the door is closed.</p>
 <p>4-7/8" x 1-1/4" [123.8mm x 31.75mm]</p>	<p>R Option</p> <p>For use with: Adams Rite style hookbolt up to 1" throw</p> <p>ANSI/BHMA Numbers: E09391, E09392, E09393, E09332, E09333</p>	
<p>OPERATION</p>	 <p>Specialty Locksets</p>	<p>After releasing the latchbolt, the keeper returns to the locked position.</p>
 <p>4-7/8" x 1-1/4" [123.8mm x 31.75mm]</p>	<p>Z Option</p> <p>For use with: Unit and Mono locks</p> <p>ANSI/BHMA Numbers: E09321, E09322, E09323</p>	
<p>OPERATION</p>	 <p>Cylindrical Locksets</p>	<p>After releasing the latchbolt, the keeper returns to the locked position.</p>
 <p>9" x 1-3/8" [123.8mm x 34.9mm]</p>	<p>J-2 Option</p> <p>For use with: All cylindrical locks up to a 3/4" [19mm] latchbolt. Wood applications.</p> <p>ANSI/BHMA Numbers: E09321, E09322, E09323</p>	
<p>OPERATION</p>	 <p>Mortise Locks without Deadbolt</p>	<p>After releasing the latchbolt, the keeper returns to the locked position.</p>
 <p>9" x 1-3/8" [123.8mm x 34.9mm]</p>	<p>KM-2 Option</p> <p>For use with: Mortise locksets up to a 3/4" [19mm] latchbolt. Wood applications.</p> <p>ANSI/BHMA Numbers: E09321, E09322, E09323</p>	

"For use with" information is offered as a recommendation only. Reference should be made to the lockset manufacturer for proper installation instructions necessary to meet compatibility requirements.

HES 1006 Series Faceplate Options

<p>OPERATION</p>	 <p>Cylindrical Locksets</p>	<p>After releasing the latchbolt, the keeper returns to the locked position.</p>	
 <p>4-7/8" × 1-1/4" [123.8mm x 31.75mm]</p>	<p>J Option</p> <p>For use with: Cylindrical locksets up to 3/4" [19mm] throw and all locksets with center-lined bolts.</p> <p>Compatible locksets: All brands of cylindrical latchbolts</p> <p>ANSI/BHMA Numbers: E09321, E09322, E09323</p>		
<p>OPERATION</p>	 <p>Mortise Lock with Deadbolt</p>	<p>After releasing the latchbolt, the keeper returns to the locked position.</p>	
 <p>4-7/8" × 1-1/4" [123.8mm x 31.75mm]</p>	<p>KD Option</p> <p>For use with: Mortise locksets up to 3/4" [19mm] throw latchbolt.</p> <p>Compatible locksets: Dorma 9500, Jackson, Sargent (7700 & 8100), Schlage, Yale (8700)</p> <p>ANSI/BHMA Numbers: E09321, E09322, E09323</p>		
 <p>4-7/8" × 1-1/4" [123.8mm x 31.75mm]</p>	<p>KM Option</p> <p>For use with: Mortise locksets up to 3/4" [19mm] throw latchbolt.</p> <p>Compatible locksets: Accurate, Arrow, Baldwin, Best, Corbin Russwin, Falcon, Marks, PDQ, Sargent (7800, 8200 & 9200), Yale (8800)</p> <p>ANSI/BHMA Numbers: E09321, E09322, E09323</p>		
<p>OPERATION</p>	 <p>Mortise Lock with Deadbolt</p>	<p>Lockout function. The electric strike will not release if the deadbolt is extended. The deadbolt is retracted during traffic hours. The latchbolt is released by the keeper. The keeper returns to the locked position.</p>	
 <p>4-7/8" × 1-1/4" [123.8mm x 31.75mm]</p>	<p>HM Option</p> <p>For use with: Mortise locksets with a 1" deadbolt. Strike will not release when deadbolt is extended.</p> <p>Compatible locksets: Accurate, Arrow, Baldwin, Best, Corbin Russwin, Falcon (45H, 47H, 34H & 37H), Marks, Omnia, PDQ, Sargent (7800, 8200 & 9200), Yale (8800)</p> <p>ANSI/BHMA Numbers: 09391, E09392, E09393, E09331, E09332, E09333</p>		
 <p>4-7/8" × 1-1/4" [123.8mm x 31.75mm]</p>	<p>HTD Option</p> <p>For use with: Mortise locksets with a 1" deadbolt and no deadlatch or a center positioned deadlatch. Strike will not release when deadbolt is extended.</p> <p>Compatible locksets: Sargent (7700 & 8100), Schlage, Yale (8700)</p> <p>ANSI/BHMA Numbers: E09391, E09392, E09393, E09331, E09332, E09333</p>		

"For use with" information is offered as a recommendation only. Reference should be made to the lockset manufacturer for proper installation instructions necessary to meet compatibility requirements.